

**QUARTER CIRCLE
TEMPLATE**
(ACTUAL SIZE)

Share your finished quilt with the Benartex community on social media by tagging **#benartex_fabrics!**



Note: If this Benartex pattern is included in a kit, any questions about the kit should be addressed to the vendor from whom you bought it.

free pattern




































Dreaming of hue



- DESIGNED BY BENARTEX
- FINISHED SIZE: 48" X 56"

Benartex
Fabric for quilters. By quilters.

1 FQ each of the following skus...

- | | | |
|---|---|--|
| 1  Stone Quarry 7520-01 <i>Blush</i> | 20  Stone Quarry 7520-36 <i>Golden</i> | 39  Stone Quarry 7520-56 <i>Violet</i> |
| 2  Stone Quarry 7520-03 <i>Peach</i> | 21  Stone Quarry 7520-38 <i>Copper</i> | 40  Stone Quarry 7520-66 <i>Purple</i> |
| 3  Stone Quarry 7520-04 <i>Mint</i> | 22  Stone Quarry 7520-40 <i>Lime</i> | 41  Stone Quarry 7520-77 <i>Bittersweet</i> |
| 4  Stone Quarry 7520-05 <i>Powder Blue</i> | 23  Stone Quarry 7520-42 <i>Sage</i> | 42  Stone Quarry 7520-84 <i>Peacock</i> |
| 5  Stone Quarry 7520-06 <i>Lilac</i>
<i>+1/2 yd</i>
(6) 2-1/4" x WOF strips
(Binding) | 24  Stone Quarry 7520-46 <i>Emerald</i> | |
| 6  Stone Quarry 7520-07 <i>Seashell</i> | 25  Stone Quarry 7520-51 <i>Sea Mist</i> | |
| 7  Stone Quarry 7520-08 <i>Aqua</i> | 26  Stone Quarry 7520-52 <i>Royal</i> | |
| 8  Stone Quarry 7520-11 <i>Smoke</i> | 27  Stone Quarry 7520-58 <i>Seafoam</i> | |
| 9  Stone Quarry 7520-12 <i>Ebony</i> | 28  Stone Quarry 7520-60 <i>Grape</i> | |
| 10  Stone Quarry 7520-20 <i>Dark Coral</i> | 29  Stone Quarry 7520-62 <i>Lavender</i> | |
| 11  Stone Quarry 7520-21 <i>Rose</i> | 30  Stone Quarry 7520-64 <i>Light Purple</i> | |
| 12  Stone Quarry 7520-22 <i>Strawberry</i> | 31  Stone Quarry 7520-80 <i>Acorn</i> | |
| 13  Stone Quarry 7520-24 <i>Raspberry</i> | 32  Stone Quarry 7520-88 <i>Sienna</i> | |
| 14  Stone Quarry 7520-25 <i>Red Plum</i> | Existing skus... | |
| 15  Stone Quarry 7520-30 <i>Lemon</i> | 33  Stone Quarry 7520-26 <i>Magenta</i> | |
| 16  Stone Quarry 7520-31 <i>Pale Gold</i> | 34  Stone Quarry 7520-28 <i>Persimmon</i> | |
| 17  Stone Quarry 7520-32 <i>Flame</i> | 35  Stone Quarry 7520-44 <i>Forest</i> | |
| 18  Stone Quarry 7520-33 <i>Sunshine</i> | 36  Stone Quarry 7520-50 <i>Stone Wash</i> | |
| 19  Stone Quarry 7520-34 <i>Pumpkin</i> | 37  Stone Quarry 7520-54 <i>Blue/Moss</i> | |
| | 38  Stone Quarry 7520-55 <i>Indigo</i> | |


BLOCK ASSEMBLY

1. Cut the FQ's into 4-1/2" squares.

2. Use the template on the back page to create 1/4 circle pieces. Fuse the 1/4 circle pieces to the right side of select 4 1/2" fabric squares following the diagram below. Applique using your favorite method.

3. Create and arrange quilt blocks as shown in the quilt diagram below.

QUILT DIAGRAM



Finished Quilt Size 48" x 56"

QUILT CENTER ASSEMBLY

4. Sew together blocks as shown in the Quilt Diagram.

FINISHING: Cut batting and backing 3" larger than top on all sides. Layer backing, batting and top together and baste or pin. When quilting is completed, trim excess batting and backing. Bind with Fabric 5.