

# DANCING

## Scribbles

by Benedicte Caneill



Finished size: 36" square

In this quilt, the visually active fabric called *Hills & Valley* combines into a dynamic background punctuated by squares in four colorways of *Scribbles*. It is a perfect project for beginners who want to explore the potential of complex fabrics but will satisfy quilters of all levels in need of a quick project. It is big enough to be a small wall hanging or baby quilt, but can be the starting point for a much bigger quilt by adding more blocks.

Made with fabrics from the collection  
**PATTERNISTA**  
by Paula Nadelstern

**Benartex**  
Fabric for quilters. By quilters.

**Materials:**

FINISHED QUILT SIZE: 36" SQUARE

| Fabric          | Key | Thumbnail | SKU #   | Color        | Usage                  | Yardage       |
|-----------------|-----|-----------|---------|--------------|------------------------|---------------|
| Hills & Valleys |     |           | 4564-24 | Olive/Pink   | Bars and Binding       | 1-3/4 yards   |
| Scribbles       |     |           | 4563-26 | Hot Pink     | Squares for Bars' Ends | 1/4 yard each |
|                 |     |           | 4563-44 | Olive        |                        |               |
|                 |     |           | 4563-60 | Light Purple |                        |               |
|                 |     |           | 4563-66 | Magenta      |                        |               |
| Sunstone        |     |           | 4319-66 | Dark Purple  | Backing                | 1-1/2 yards   |



**CUTTING:**

This quilt is made from nine 12" square finished blocks, each comprised of 4 bars. Each bar is composed of a 3" finished square and a 9" x 3" finished rectangle.

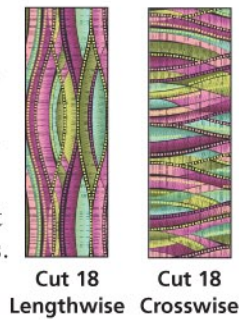
From *Hills & Valleys*, cut 36 Rectangles:

- (18) 9-1/2" x 3-1/2" Rectangles following the stripes lengthwise (shown right).
- (18) 9-1/2" x 3-1/2" Rectangles following the stripes crosswise (shown far right).

From each of four *Scribbles* colorways, cut (9) 3-1/2" Squares for a total of 36 Squares.



Cut 9 each



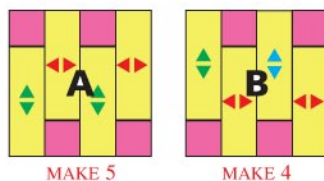
Cut 18 Lengthwise Cut 18 Crosswise

**PIECING SEQUENCE:**

**Piecing the Bar** Sew (1) 3-1/2" *Scribble* Square to (1) 3-1/2" x 9-1/2" *Hills & Valleys* Rectangle to make (1) 3-1/2" x 12-1/2" Bar. Continue sewing all 36 *Scribbles* Squares randomly to 36 *Hills & Valleys* Rectangles. Make 36 Bar Sets.

**1** The quilt is comprised of two different blocks pieced from the same bars but in two different arrangements. Sew four bars together into a 12-1/2" square unfinished block in the following order for **Block A** (5x) and **Block B** (4x).

NOTE: Each block has two bars with *Hills & Valleys* cut vertically and alternating with two bars of *Hills & Valleys* cut horizontally.

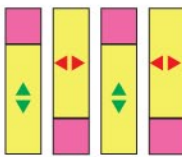


**Piecing the Block**

Piece five **Block As** and four **Block Bs**.

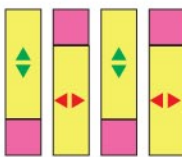
**Block A:** Sequence from Left to Right:

- Scribbles* ■ Top + Lengthwise *Hills & Valleys*
- Scribbles* ■ Bottom + Crosswise *Hills & Valleys*
- Scribbles* ■ Top + Lengthwise *Hills & Valleys*
- Scribbles* ■ Bottom + Crosswise *Hills & Valleys*



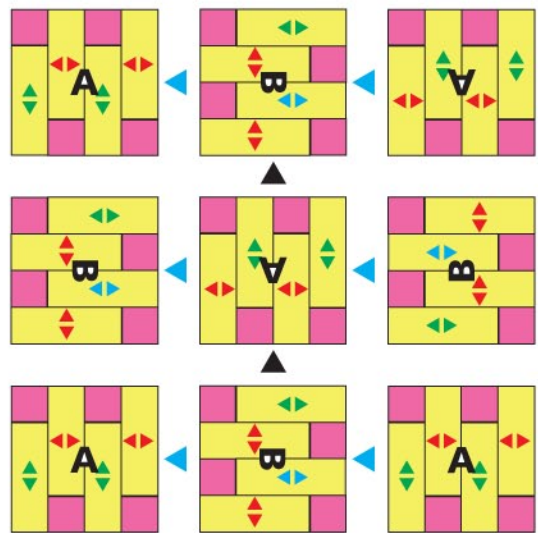
**Block B:** Sequence from Left to Right:

- Scribbles* ■ Bottom + Lengthwise *Hills & Valleys*
- Scribbles* ■ Top + Crosswise *Hills & Valleys*
- Scribbles* ■ Bottom + Lengthwise *Hills & Valleys*
- Scribbles* ■ Top + Crosswise *Hills & Valleys*



**QUILT ASSEMBLY:**


Sew the (5) Block A and (4) Block B together into a nine-patch, following the diagram below. (Please note rotation of blocks.)



NOTE: *Scribbles* Squares always meet diagonally when assembling the blocks, but never touch each other side to side.

**FINISHING THE QUILT:**

- Cut batting and backing 3" larger than top on all sides. Make a quilt "sandwich" by layering backing, batting and top. Baste or pin with safety pins.
- Quilt following the lines of the *Hills & Valleys* motifs.
- Bind using bias binding cut from *Hills & Valleys* fabric.



**Benartex**  
Fabric for quilters. By quilters.

Benartex, LLC  
1359 Broadway • Suite 1100 • New York, NY 10018  
212.840.3250 • www.benartex.com